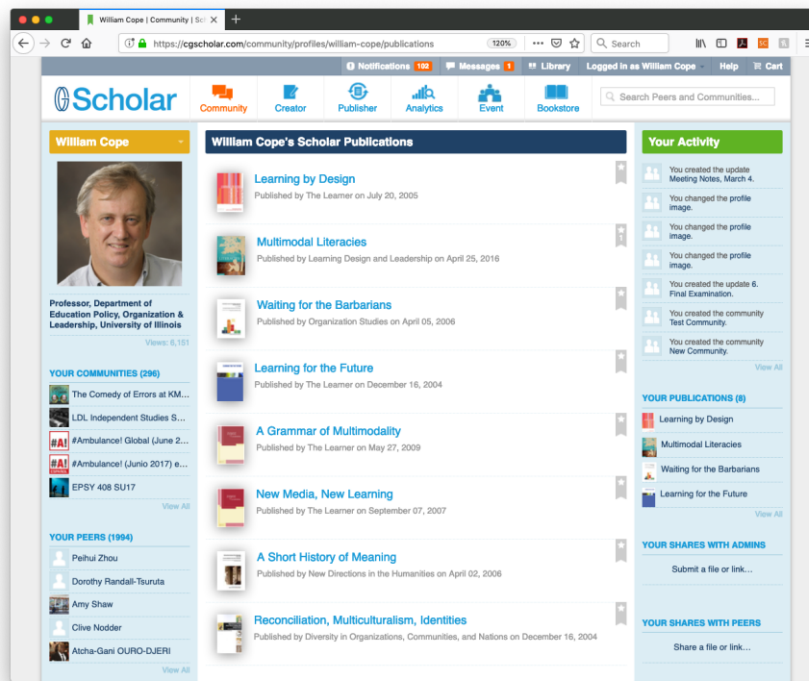


Tutorial 2.4: Shares and Published Works

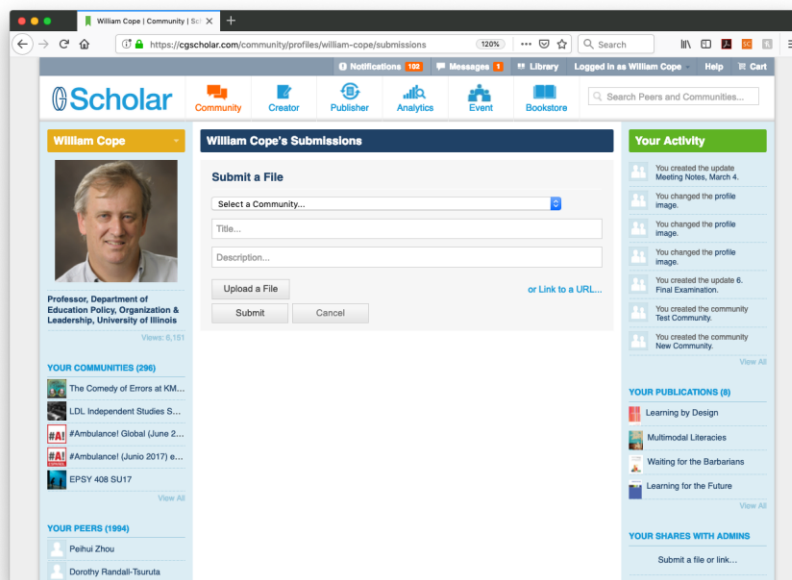


2.4.1 Your Publications

Publications have are works that have been through the peer review process in the Creator app and vetted by a publishing admin. These may be published in Community to your personal profile page, and/or into a community or communities, and/or the Bookstore. Your publishing admin determines whether and where your works will be published.

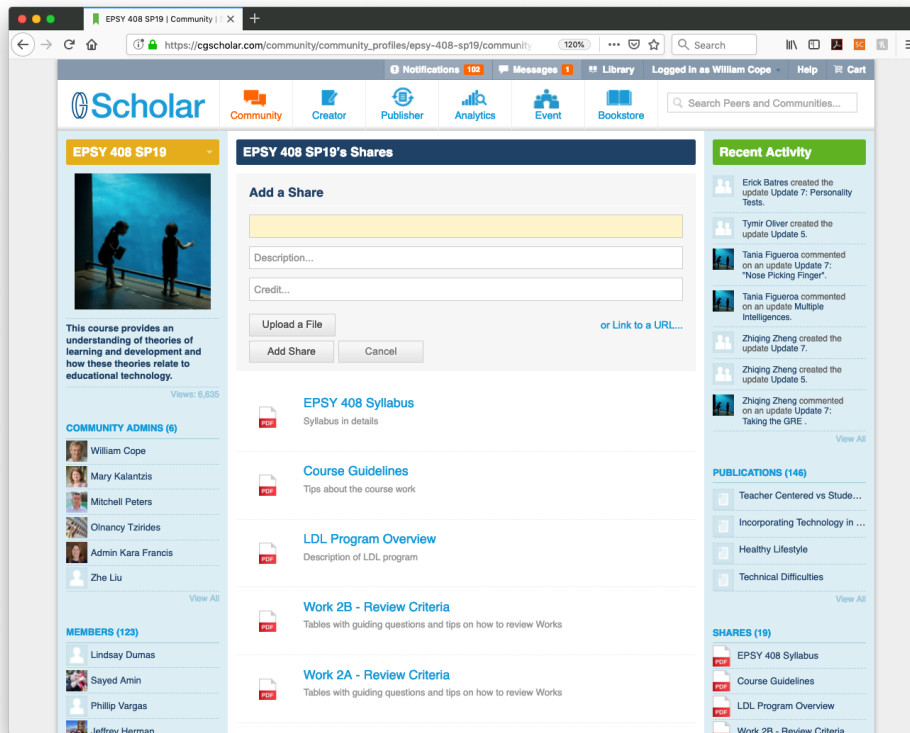
2.4.2 Your Shares With Admins

Shares with Admins are private shares, only visible to admins.



- Select the community with whom you wish to share.
- Include title, description, and a file or link, then [Submit].


2.4.2 Your Shares With Peers and in Communities



Share files and links in the Shares area.

- Shares with Peers are visible to peers, and also (depending on your privacy settings), other people viewing your profile page.
- Shares can be also be made in communities, by admins at any time, and by members also in the case of “unrestricted” communities (a setting created by community admins).
- Include title, description, and a file or link, then [Add Share].

2.4.2 Sharing Unpublished Works from Creator



Unpublished works developed in Creator can be shared on personal profile pages, in communities where you admin, or with community admins where you are a member.

- Go to Creator => About This Work => Info => Share
- These will appear in the Shares area.